

Sail entry,

C-sections



The sail entry gate is designed for use with our MDS cars or with conventional sail slides. When using it with MDS cars, you simply remove the sail entry gate when installing or removing the cars. When using it with conventional slides, use the spring-loaded mid section of the sail entry gate.

Sail entry gate C156-C304, Art. No. 505-519-01



Sail entry gate easily removed to fit or remove Seldén MDS cars.



Sail entry gate designed for use with Seldén MDS cars or conventional sail slides. For detailed information about our conventional sail slides, please see Sailmakers Guide, www.seldenmast.com.

Bolt rope extrusion and sail entry

Sails with bolt rope can be used in our C-sections. A new sail feeder is assembled approximately 700 mm above the boom bracket. The PVC bolt rope extrusion is fed into the standard luff groove.



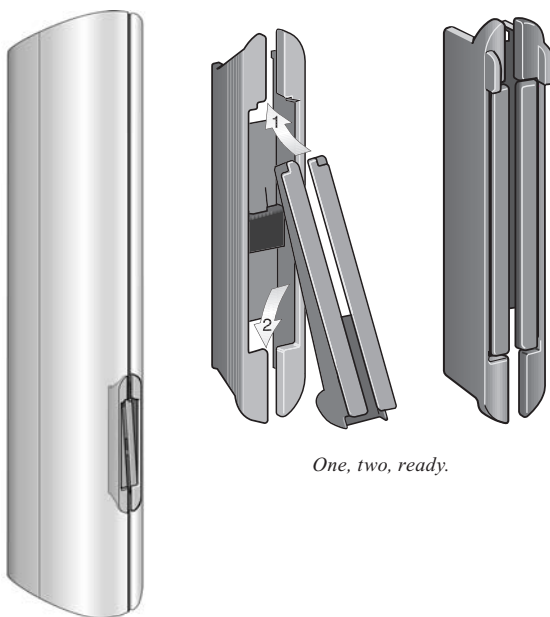
Mast section	Bolt rope extrusion Art. No. and length	Sail entry Art. No.
C156-C304	535-710 (6000 mm)	505-526-01

Sail entry,

P-sections, E-sections and D-sections



The sail slides are fed in through the spring-loaded gate. When reefing, the sail slides pass through the closed track gate down to the boom, holding the sail in place and facilitating faster and safer reefing. When the spring-loaded section of the track gate is removed, the track gate can just as easily be used with a luff rope.



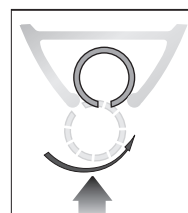
One, two, ready.

Sail entry

Sail entry gate	Art. No.	Mast section
Type A (large), complete:	505-501-01	E138, E155, E170, E177
Cassette	505-501	E189, E206, E224, E237
Tongue	505-502	E274
Rubber spring pad	530-357	
Track gate insert	505-516-01	
Type B (small), complete:	505-503-01	E122, E130
Cassette	505-503	D109, D121
Tongue	505-504	
Rubber spring pad	530-358	
Track gate insert	505-524-01	

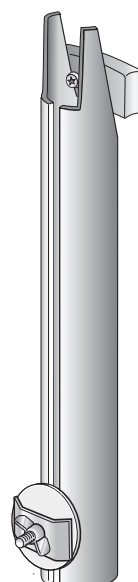
Sail slide cassette kit

You can improve an old mast by using a cassette tube for the luff groove. The cassette is easily fitted into the widened luff groove of the mast.




The sail slide cassette kit (505-514-01) fits the following widened mast sections:

111/81, 123/90, 126/85, D137/100, 147/95, 152/111
162/104, 169/123, 178/115, 188/137, 216/139



Track gate insert for fully-battened sails

For a fully-battened mainsail with the batten cars running in the standard sail track, this track gate insert should be used.



Type A (large), Art. No. 505-516-01.
Type B (small), Art. No. 505-524-01.