



A Seldén furling mast lets you operate your mainsail from the cockpit, simply and easily. Its unique features for reducing friction and initial sail resistance make furling and reefing child's play. And it also makes sailing safer and far easier for you and your crew.

# FURLING MASTS

## manual and electric drive



The benefits of furling masts 80

Furling masts, manual 83

Furling masts, electric drive 86

Furling mast specification 88

For hydraulic furling masts,  
see page 122.

With a powered furling mast and a powered Furlex jib furler it is even easier to set, reef and handle your sails. You can work your sails single handed, without leaving the helm. Powered systems are available for yachts ranging from 35 to 70 feet.



# Let your rig do the hard work



## **Simple**

You hoist the sail just once a season, so a small crew can manage a much larger boat.

## **Easy**

A Seldén furling mast makes it easy to unroll and set your mainsail. Rolling it in is just as quick and easy. As your sail is neatly stowed out of the way the instant it is rolled in, you have a clear view when manoeuvring under power.



## **Safe**

You can set your sail to suit the weather conditions, from the safety of the cockpit.

## **Efficient**

By furling the sail vertically into the mast, you don't have to furl very much to get a substantial decrease of the sail area.



### **Well balanced**

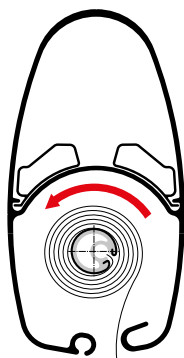
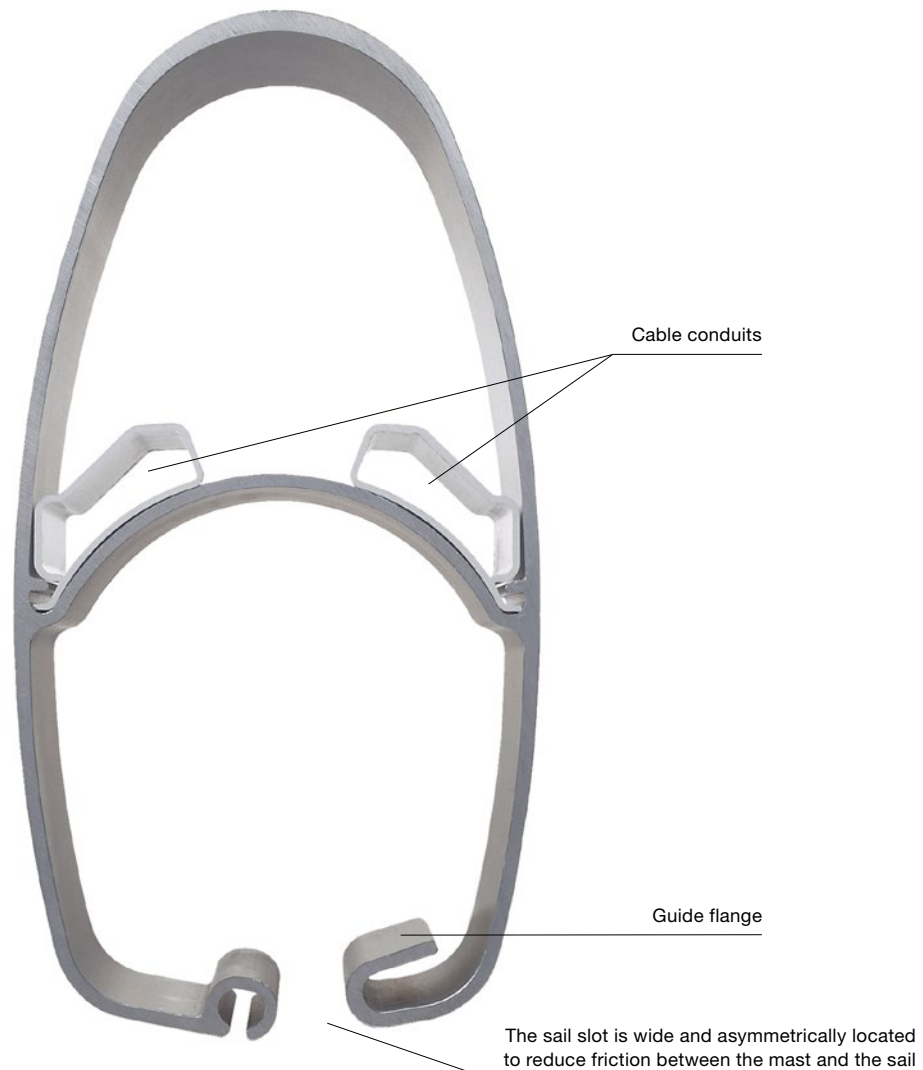
There are no fixed reef points, so the number of combinations between furling genoa and main are unlimited.

### **More enjoyable**

Due to the easy handling, with a furling mast you will do more sailing and less motoring.

*Vertical battens allow for a positive roach on the furling mainsail. A fine combination of performance and convenience.*





*Cross-section of a Seldén furling mast.*


### **The Seldén furling principle**

The wide sail slot allows for vertical battens and a positive roach of the main sail.

The actual sail slot is placed asymmetrically to reduce furling resistance and to lead the sail straight on to the internal luff extrusion.

The furling system is based on Seldén's proven technology. Geared line driver winch, tensioned luff extrusion, asymmetrically located sail slot and the patented load distributor of the halyard swivel. All to make furling an easy and fast operation. The Seldén furling masts come with twin cable conduits, enabling the cables to run freely and well protected from all running rigging. The cable conduits also facilitate cable replacement.





● **Easy to operate**

There is an outhaul line for rolling out the sail, and an endless line for rolling it in. It's as simple as it sounds. Or if you wish, you can operate the sail at the mast using a winch handle. The geared reefing winch mechanism runs on ball bearings, so it takes little effort to roll in the sail. Greasing holes in the mast facilitate maintenance.

● **Accessible**

Two oval holes on the port side of the mast allow for easy access to the tack attachment, sail feed, tensioning screw and halyard swivel. Just remove the composite covers and the rest speaks for itself. You can inspect the halyard swivel and carry out annual maintenance through the upper access hole.


● **Absorbs all sail forces**

The outhaul cars are fitted with horizontal and vertical wheels, enabling them to absorb forces from every direction.

● **Turning block for control lines**

Turning blocks at the base of the mast are designed to enable the ready-spliced, endless line to be easily threaded into position. Seldén deck blocks have the same feature.





The Seldén load distributor prevents...

... point loading!

### Seldén's unique load distributor

The furling mechanism rotates easily even under high load. This is largely due to the unique bearing system in the halyard swivel, which was originally developed for the Furlex jib furling system. The cleverly designed load distributor has three fulcrums, distributing the load over the entire bearing race and all the bearings, rather than over small areas of the race.



### **Low friction**

The asymmetric design and large radius edges of the slot reduce sail friction, making it much easier to roll the sail in and out. The sail groove on the luff extrusion is located asymmetrically to help the sail furl easily around the extrusion. In addition, the rotating luff extrusion is tensioned and fitted with ball bearings top and bottom. This reduces friction between the sail and the inside of the sail compartment.