

# CONVERSION TO TRIP-TRIGGER FUNCTION


## 534-854

### Tools:


Screwdriver torx T-30  
Drill bit Ø 4.9  
Pop rivet gun

### Parts included:


Trigger 534-857  
Spring 308-079  
Rivets 5 x 167-006  
Rivets 5 x 167-018



- 1) Remove the pole end from the pole, by drilling into the center of the 4 fastening rivets.
- 2) Fit the trigger.



*Remove the two M6 screw inside the pole end.*



*Fit the spring into the hook.*



*Fit the trigger into the hook.*



*Insert the hook in the pole end and fit the screws.*

Carbon section	Aluminum section	Rivets
76/76	72/72	4 x 167-018 (ø4,8x12,7)
88/88	84/84	4 x 167-006 (ø4,8x16,5)

- 3) Fit the pole ends with rivets.