

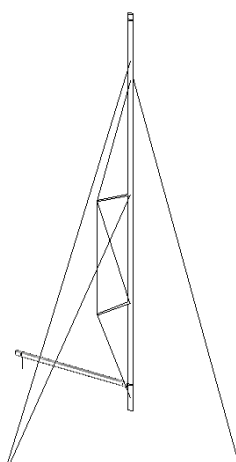
Correct information – Correct rig

Multihull

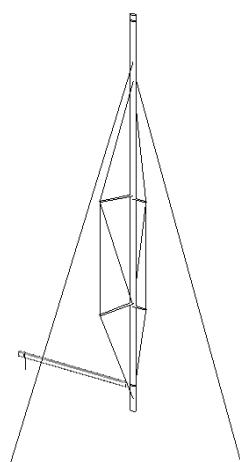
Spars and rigging are the most exposed parts of a sailing craft. Safety on board and performance puts high demands on strength and functional design. Our technical knowledge and long experience guarantee the quality but, to make everything suit your craft, we are completely dependent on the information you give us. To make it possible for our designers to provide you with the best rig, we need the following information about your craft:

For definitions of measures, please see "Seldén definitions - Rig fact measures", 595-566.

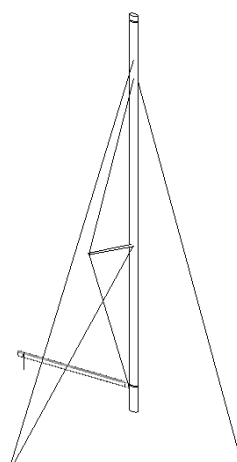
Seldén has chosen four standard setups:



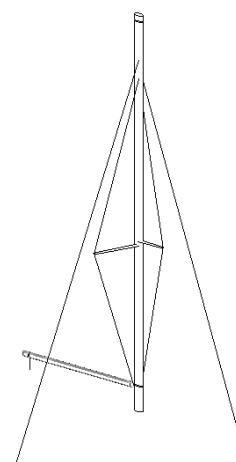
Double diamonds with lower shrouds



Double diamonds no lower shrouds, forward struts needed.



Single diamond with lower shrouds



Single diamond no lower shrouds, forward strut may be needed

Rig setup and dimensioning

Please fill the forms "Rig Setup" and "Craft Data" on page 2 for a rig dimensioning.

(A drawing/sailplan of the requested rig setup is desirable).

Standing rigging lengths

If standing rigging with swaged ends is requested, we can calculate the lengths based on information given by you. Please fill the form "Chainplates" on page 3.

We thank you, in advance, for your cooperation.

Yours sincerely

Seldén Mast AB



www.seldenmast.com

Sweden: Seldén Mast AB • Tel: +46 (0)31 69 69 00 • info@seldenmast.com
UK: Seldén Mast Ltd. • Tel: +44 (0)1329 50 40 00 • info@seldenmast.co.uk
USA: Seldén Mast Inc. • Tel: +1 843-760-6278 • info@seldenus.com

Denmark: Seldén Mast A/S • Tel: +45 39 18 44 00 • info@seldenmast.dk
The Netherlands: Seldén Mid Europe B.V. • Tel: +31 (0)111-698 120 • info@seldenmast.nl
France: Seldén Mast SAS • Tel: 33 (0) 251 362 110 • info@seldenmast.fr

Seldén and Furlex are registered trademarks of Seldén Mast AB

Rig data no.	M
Sales manager	

Rig facts, Multihull yachts

Information required for calculation of spars and standing rigging.

Yacht: _____
 Customer: _____
 Telephone: _____ E-mail: _____

For definitions of measures, please see "Seldén definitions - Rig fact measures", 595-566.

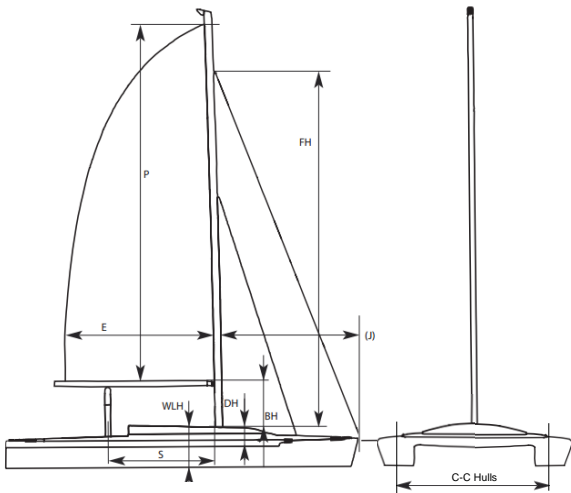
Rig Setup

- | | | | |
|--|--|--------------------------------------|---------------------------------------|
| <input type="checkbox"/> Double diamonds with lower shrouds | <input type="checkbox"/> Conventional mast | <input type="checkbox"/> Carbon mast | <input type="checkbox"/> Tapered mast |
| <input type="checkbox"/> Double diamonds no lower shrouds, forward struts needed. | | | |
| <input type="checkbox"/> Single diamond with lower shrouds | | | |
| <input type="checkbox"/> Single diamond no lower shrouds, forward strut may be needed. | | | |
| <input type="checkbox"/> Other: _____ | | | |



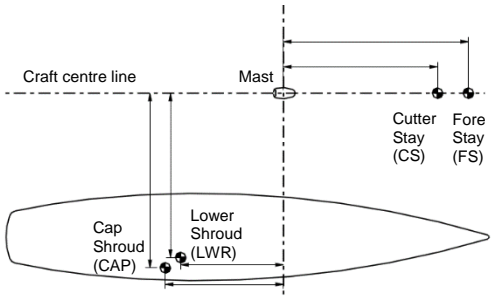
- Standard roach Medium roach Square roach

Other rigging particulars:

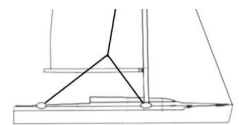


Forestay height	FH	=	<input type="text"/>	mm
Cutter stay height	CSH	=	<input type="text"/>	mm
Main sail luff length	P	=	<input type="text"/>	mm
Boom height (top of boom)	BH	=	<input type="text"/>	mm
Main sail foot length	E	=	<input type="text"/>	mm
Main sheet distance from aft face of mast	S	=	<input type="text"/>	mm
Coach roof height above cap-chainplate	DH	=	<input type="text"/>	mm
Coach roof height above waterline	WLH	=	<input type="text"/>	mm

Chainplates



	Lateral	Longitudinal	
CAP*	<input type="text"/>	<input type="text"/>	mm
LWR	<input type="text"/>	<input type="text"/>	mm
FS	<input type="text"/>	<input type="text"/>	mm
CS	<input type="text"/>	<input type="text"/>	mm
*Cap shroud bridle chainplates			
Forw.	<input type="text"/>	<input type="text"/>	mm
Aft	<input type="text"/>	<input type="text"/>	mm



*If cap shroud bridle is to be used, please state bridle chainplate positions.

Craft Data

Catamaran Windward hull to be flown above the water: Yes No
 Trimaran Trimaran outer pontoon volume: _____ litres

Length over all _____ mm Max beam _____ mm C - C Hulls _____ mm
 Displacement _____ kg Displacement valid for: Yacht empty Yacht equipped

Please check and sign this form and return it to Seldén.

Signature, order only _____ Block letters _____ Date _____

remark: Chain plate heights, cross beam and bow sprit measurements, please see overleaf.



Rig facts, Multihull yachts

Chainplates

Seldén's notes

Rig data no.	M
Sales manager	

595-776-E

14-04-28

3(3)

Yacht: _____

Customer: _____

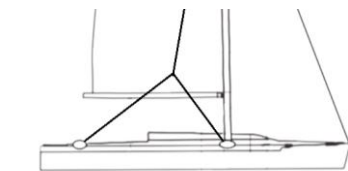
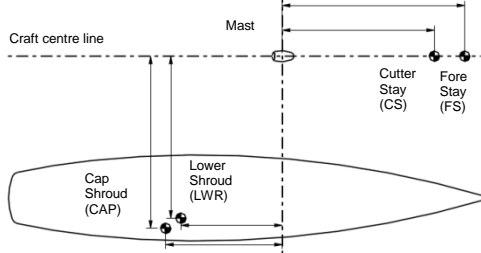
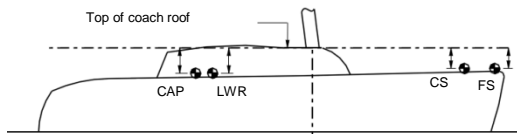
Telephone: _____ E-mail: _____

Chainplates

⊕ All measures to centre of symbol

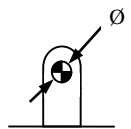
Chainplate **below** coach roof “+”

Chainplate **above** coach roof “-”



*If cap shroud bridle is to be used, please state bridle chainplate positions.

Mast rake (degrees) °



	Lateral	Longitudinal	Vertical	Ø	
CAP*					mm
LWR					mm
FS					mm
CS					mm

*Cap shroud bridle chainplates

Forw.				mm
Aft				mm

Other chainplates particulars

.....

Please check and sign this form and return it to Seldén.

Signature, order only

Block letters

Date