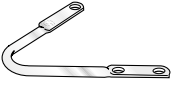
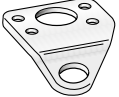

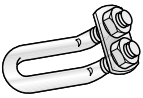


Spinnaker halyard attachments



Masthead rig or fractional. Seldén offers a full range of single and double spinnaker halyard attachments.

	Mast section	Single fitting Art. No.	Dimensions mm	Double fitting Art. No.	Dimensions mm	Remarks
Loop 	Fits small mast sections	508-034-01	Ø 6 Width: 65			
Bracket 	E189-E206 R190-R213 C156-C227 F176-F228	508-182-01	86 x 100	508-191-01	86 x 100	Max. RM: 60 kNm
Bracket 	C245-C304 F246-F305	508-247-01	135 x 145 x 6			Max. RM: 60 kNm
U-bolt 	E224, E237 R214, R232, R260 C156-C285 F176-F286	508-023-01	Ø 8 Width: 53			Max. RM: 100 kNm
	E274 R290 C304 F305		Ø 12 Width: 70			Max. RM: 180 kNm
	E321, E365 R290-R370 C285-C365 F324-F370		Ø 12 Width: 70			With fitted lower washer Max. RM: 250 kNm



Spinnaker pole attachments

Seldén has the right attachment for all your needs – dip pole or end-for-end arrangement, RCB cars and slide cars, including cars for vertical pole stowage.

Jockey poles, fixed eye

Inner diameter 30 mm

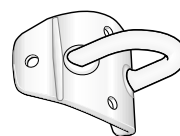
Mast section	Art. No.
E155, E170, E177, E189 E206, E224, E237, E274 D137, D146, D160	534-509-01
R190, R214, R213, R235 R232, R260, R290 All C-sections and F-sections	534-514-01

Spinnaker poles, fixed eye

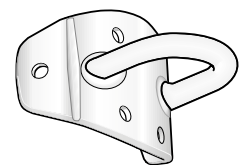
Inner diameter 30 mm

Mast section	Art. No.
P90, E122, C156	534-531-01
P100, P111, E130, D121, D129, E138, E155, D160, R190, R213, C137, C153, C175-C227, F176-F228	534-528-01
E170, E177, E189, E206, D146, R235, R232, R260, R290, C245-C304, F246-F265	534-529-01
E224, E237, E274	534-507-01
F286-F305	534-529-02

Modify base to match front radius of section.



Art. No. 534-528.

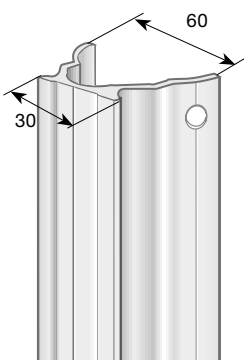
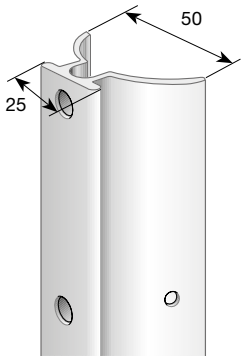











Art. No. 534-529.



Art. No. 511-585-04.

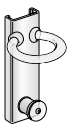
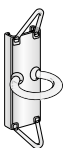
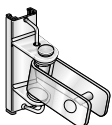
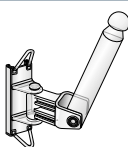
Spinnaker pole cars, RCB



Type of car		Art. No. 1:1 purchase	Art. No. 2:1 purchase	Track width mm	Spinnaker pole end fitting, Art. No.	Max. RM
	10° car	511-585-06	511-585-16	30	-	120 kNm
	10° car for vertical pole stowage	511-585-01	511-585-11	30	534-865 Small 534-854 Medium	120 kNm
	10° bayonet car	511-585-04	511-585-14	30	534-778	120 kNm
	Ring car with eyes for lift and downhaul	511-585-03	511-585-13	30	534-865 Small 534-854 Medium	120 kNm
	10° bayonet	511-585-29	511-585-39	30	534-798-04	120 kNm
	10° vertical pole stowage, double car with bayonet	511-585-05		30	534-778	240 kNm
	0° standard double car with bayonet	511-585-07		30	534-778	240 kNm
	10° vertical pole stowage, double car with bayonet	511-585-28		30	534-798-04	240 kNm
	0° standard double car with bayonet	511-585-30		30	534-798-04	240 kNm



Spinnaker pole sliders

Type of slider	Art. No.	Ring inner dia., mm	Track width mm	Spinnaker pole end fitting, Art. No.	Max. RM	Sliding inserts Art. No.
 Ring slider with locking device.	511-505-01	30	25	534-865/534-854	45 kNm	530-705
	511-526-01		32			530-712
 Ring slider with eyes for lift and downhaul.	511-536-01	30	32	534-778	45 kNm	530-712
	511-536-02		RCB 30		120 kNm	530-717
			25		45 kNm	530-705
 10° slider fore vertical pole stowage.	511-553-01*	With bayonet	25	534-778	45 kNm	530-705
	511-554-01*		32		45 kNm	530-712
	511-554-03*		RCB 30		75 kNm	530-717
	511-553-04		25		45 kNm	530-705
	511-554-02		32		45 kNm	530-712
 Slider with eyes for lift and downhaul.	511-554-04	With bayonet 10°	RCB 30	534-778	75 kNm	530-717

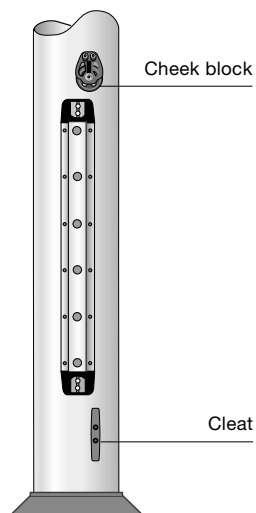
* These sliders include toggle 534-800, designed for our composite end fittings (page 150).

Spinnaker pole heel lift system



The heel lift system provides effortless spinnaker handling and allows the crew to set the spinnaker in the perfect position.

Tracks not included in the heel lifting system. See page 153.



C175-F246, E122-E206:
Art. No. 405-001-81

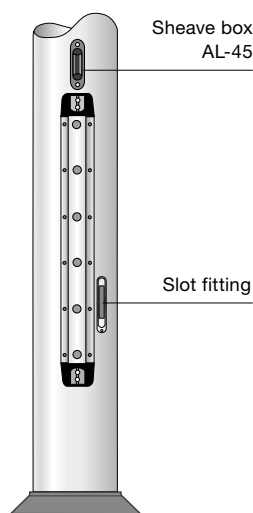
(cleat Art. No. 511-016*).

C227-F246, E177-E206:

Art. No. 405-001-82 (cleat Art. No. 511-031*).

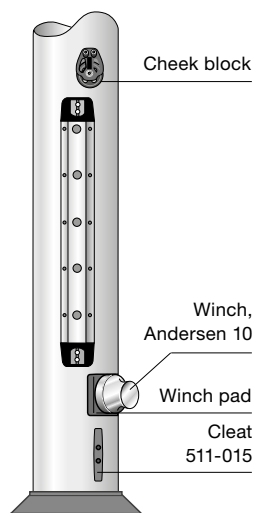
C264-F305, E237-E274:

Art. No. 406-001-83 (cleat Art. No. 511-015*).

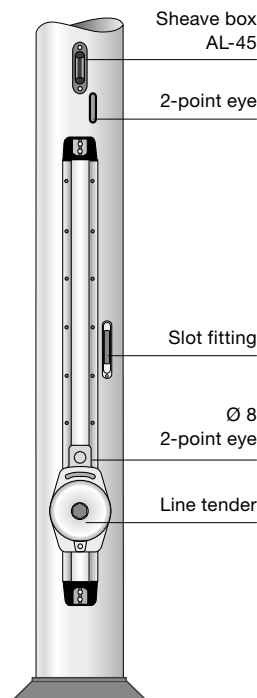


Art. No. 538-508-06.

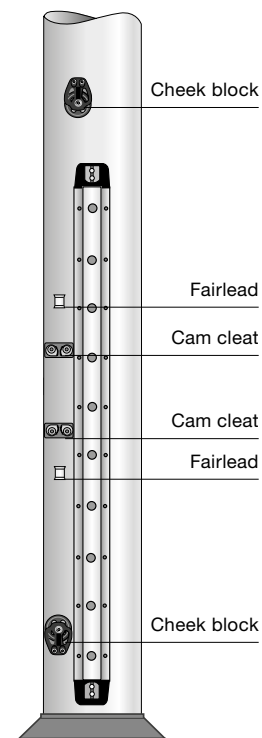
Operation from cockpit.



Art. No. 406-001-87.



Art. No. 538-508-11.



C175-C245:

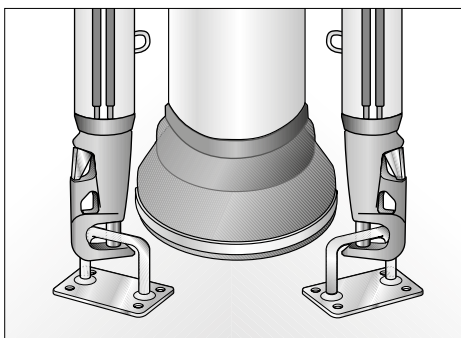
Art. No. 405-001-85.

C264:

Art. No. 406-001-85.

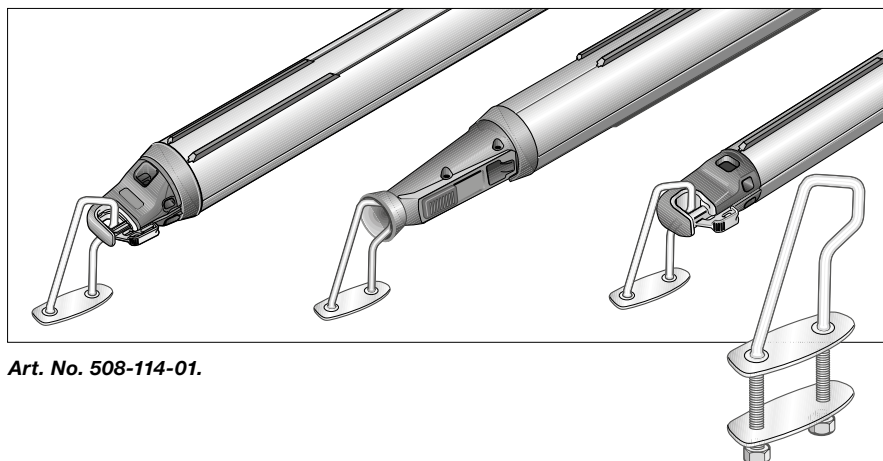
*For more information about cleats, see page 5.

Stowage brackets



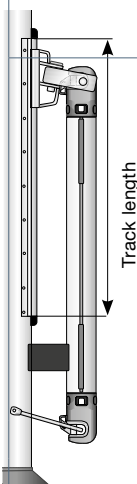
Art. No. 508-145.

Art. No. 508-398.



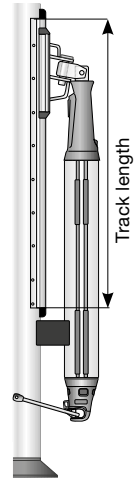

Art. No. 508-114-01.

Vertical pole stowage

Mast section		Track width 25 mm, radius 34*, ** Length 1700 mm, Art. No. 515-504-01 Length 3400 mm, Art. No. 515-512-01			
E122, E130 D137, E138 E155, D160 R190, R213 R235 C156-C264 F176-F265		Vertical pole stowage		End-for-end spinnaker pole slider	
		End-for-end slider for pole sections 48/48-96/96 Carbon 47/47 and 88/88 Art. No. 511-553-01	Bayonet slider for pole sections 72/72 and 84/84 Carbon 77/77-118/118 Art. No. 511-553-04	Ring slider with locking device Art. No. 511-505-01	
		Spi-pole lift system, see page 152			
		Loop + support Art. No. 508-090-02			

* For yachts with an RM over 25 kNm fit track with double pop rivets. Art. No. 167-018 (Ø 4.8x12.7 mm). 14 extra pop rivets/track.

** End stops and pop rivets included.

Mast section		Track width 30 mm, radius 38 ** Track incl. Ø 6.4x12.7 mm pop rivets: Length 2400 mm, Art. No. 515-567-02 Length 3400 mm, Art. No. 515-550-02 Length 4800 mm, Art. No. 515-551-02 Track incl. Ø 6.4x17.8 mm pop rivets: Length 2400 mm, Art. No. 515-567-06 Length 3400 mm, Art. No. 515-550-06 Length 4800 mm, Art. No. 515-551-06					
Ø 6.4x12.7 mm pop rivets: E170 D146, D160 R213, R235 C193-C264 F194-F265 Ø 6.4x17.8 mm pop rivets: R232, R260 C285 F286		Vertical pole stowage			End-for-end spinnaker pole slider		
		End-for-end slider for pole sections 72/72-96/96 Carbon 77/77-88/88 Art. No. 511-554-03	End-for-end RCB spinnaker pole car for sections 72/72-96/96 Carbon 77/77-88/88 Art. No. 511-585-01	Bayonet RCB spinnaker pole car for sections 72/72 and 111/111 Carbon 77/77-118/118 Art. No. 511-585-04	Ring slider with eyes for lift and downhaul Art. No. 511-536-02	RCB ring slider with eyes for lift and downhaul Art. No. 511-585-03	
		Spi-pole lift system, see page 152					
		Loop + support Art. No. 508-090-02					
Ø 6.4x12.7 mm pop rivets: E177, E189 E206, E224 E237 C321* C304* Ø 6.4x17.8 mm pop rivets: E274*, E365* R290*, F324* F305*, C365, F370*		Track width 30 mm, radius 54 ** Track incl. Ø 6.4x12.7 mm pop rivets: Length 2400 mm, Art. No. 515-568-02 Length 3400 mm, Art. No. 515-552-02 Length 4800 mm, Art. No. 515-553-02 Track incl. Ø 6.4x17.8 mm pop rivets: Length 2400 mm, Art. No. 515-568-06 Length 3400 mm, Art. No. 515-552-06 Length 4800 mm, Art. No. 515-553-06					
		Vertical pole stowage			End-for-end spinnaker pole slider		
		End-for-end slider for pole sections 72/72-96/96 Carbon 77/77-88/88 Art. No. 511-554-03	End-for-end RCB spinnaker pole car for sections 72/72-96/96, 72/72-111/111 Carbon 77/77-88/88 Art. No. 511-585-01	Bayonet RCB spinnaker pole car for sections Carbon 77/77-118/118 Art. No. 511-585-04	Ring slider with eyes for lift and downhaul Art. No. 511-536-02	RCB ring slider with eyes for lift and downhaul Art. No. 511-585-03	
		Spi-pole lift system, see page 152. Loop + support Art. No. 508-090-02 Art. No. 508-212-02 for C304/F305/C321/F324					

Calculate track length: Min. = Spinnaker Pole Length (SPL) minus 1500 mm. Max. = SPL minus 600 mm. If the spinnaker pole track passes a P-spreader bracket, "bedding" must be used. Art. No. 535-125 (L = 4000 mm).

Calculate length of pole heel lift rope: 2 x SPL + 2 metres.

* Use stowage bracket Art. No. 508-145 or 508-398.

** End stops and pop rivets included.